



KTEB-242T-UV-TP-PIC-DW-KIT

CFL ELECTRONIC FLUORESCENT



PRODUCT FEATURES

STARTING METHOD: Rapid	INPUT VOLTAGE: 120-277VAC ±10%	WARRANTY: 5 Years
LAMP CONNECTION: Parallel	INPUT FREQUENCY: 50/60 Hz	POWER FACTOR: High

- Sound Rated: A
- Minimum Starting Temperature: 0°F, -18°C
- Maximum Case Temperature: 167°F, 75°C
- Meets FCC Part 18 (Class B) Consumer Limits
- Transient Protection Meets ANSI/IEEE62.41 Cat. A
- Ballast frequency for all listed lamps: 20KHz-33KHz

ELECTRICAL SPECIFICATIONS

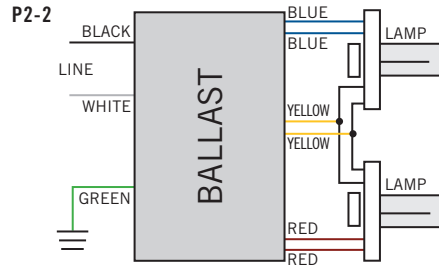
LAMP TYPE	NO. OF LAMPS	INPUT VOLTS	INPUT WATTS	INPUT CURRENT (AMPS)	POWER FACTOR	CREST FACTOR	BALLAST FACTOR	BALLAST EFFICACY FACTOR	MAX THD%	WIRING DIAGRAM
CFTR421/GX24q	2	120	84.0	0.70	0.99	<1.70	0.90	1.07	10	P2-2
		277	83.0	0.30	0.98	<1.70	0.90	1.08	10	P2-2
	1	120	47.0	0.38	0.99	<1.70	0.96	2.04	10	P2-2
		277	47.0	0.18	0.96	<1.70	0.96	2.04	10	P2-2
CFTR321/GX24q	2	120	69.0	0.56	0.99	<1.70	0.90	1.30	10	P2-2
		277	69.0	0.25	0.96	<1.70	0.90	1.30	10	P2-2
	1	120	42.0	0.35	0.99	<1.70	0.96	2.29	10	P2-2
		277	42.0	0.13	0.96	<1.70	0.96	2.29	10	P2-2
CFQ26W/G24q CFTR26W/GX24q	2	120	54.0	0.45	0.99	<1.70	0.90	1.67	10	P2-2
		277	54.0	0.21	0.97	<1.70	0.90	1.67	10	P2-2
	1	120	32.0	0.27	0.99	<1.70	1.00	3.12	10	P2-2
		277	32.0	0.13	0.95	<1.70	1.00	3.12	10	P2-2
FC9T5 22W	2	120	59.0	0.49	0.99	<1.70	1.10	1.86	10	P2-2
		277	59.0	0.22	0.97	<1.70	1.10	1.86	10	P2-2
	1	120	31.0	0.27	0.98	<1.70	1.20	3.87	15	P2-2
		277	31.0	0.13	0.93	<1.70	1.20	3.87	15	P2-2
CTR57W/GX24q	1	120	50.0	0.42	0.99	<1.70	0.80	1.60	10	P2-2
		277	50.0	0.19	0.97	<1.70	0.80	1.60	10	P2-2
FT40W/2G11	2	120	82.0	0.69	0.99	<1.70	0.95	1.16	10	P2-2
		277	82.0	0.30	0.98	<1.70	0.95	1.16	10	P2-2
	1	120	45.0	0.37	0.99	<1.70	1.00	2.22	10	P2-2
		277	45.0	0.17	0.96	<1.70	1.00	2.22	10	P2-2
FT36W/2G11	2	120	66.0	0.24	0.99	<1.70	0.80	1.21	10	P2-2
		277	65.0	0.24	0.98	<1.70	0.80	1.21	10	P2-2
	1	120	37.0	0.31	0.99	<1.70	0.88	2.38	10	P2-2
		277	37.0	0.14	0.95	<1.70	0.88	2.38	10	P2-2
FT24W/2G11	2	120	54.0	0.45	0.99	<1.70	1.00	1.85	10	P2-2
		277	54.0	0.20	0.97	<1.70	1.00	1.85	10	P2-2
CFS28W/GR10q	1	120	34.0	0.29	0.99	<1.70	1.00	2.94	10	P2-2
		277	34.0	0.14	0.93	<1.70	1.00	2.94	10	P2-2
FC9T5+FC12T5	1+1	120	67.0	0.55	0.99	<1.70	0.90	1.34	10	P2-2
		277	67.0	0.25	0.98	<1.70	0.90	1.34	10	P2-2



KTEB-242T-UV-TP-PIC-DW-KIT

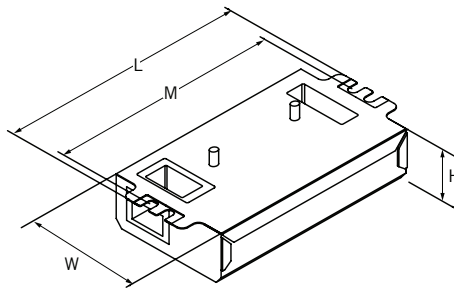
CFL ELECTRONIC FLUORESCENT

WIRING DIAGRAMS



OMIT RED CONNECTION FOR SINGLE LAMP APPLICATION

CASE STYLE/DIMENSIONS



CASE DIMENSIONS

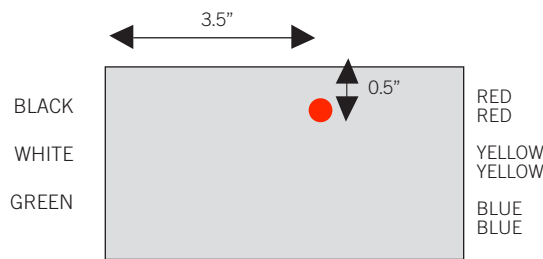
LENGTH: 5.00"
WIDTH: 3.00"
HEIGHT: 1.38"
MOUNTING: 4.63"
UNIT WEIGHT: 1.33 lbs

STANDARD LEAD LENGTHS*

BLACK: 10.00"
WHITE: 10.00"
BLUE: 10.00" X 10.00"
RED: 10.00" X 10.00"
YELLOW: 10.00" X 10.00"

*Consult Keystone for special lead length requirements.

HOT SPOT LOCATION



ORDERING INFORMATION

ORDER CODE	PACKAGING STYLE	PACK QTY.	ITEM STATUS
KTEB-242T-UT-TP-PIC-DW-KIT		1	Quick Ship

CATALOG NUMBER BREAKDOWN

KTEB-242T-UV-TP-PIC-DW-KIT

